

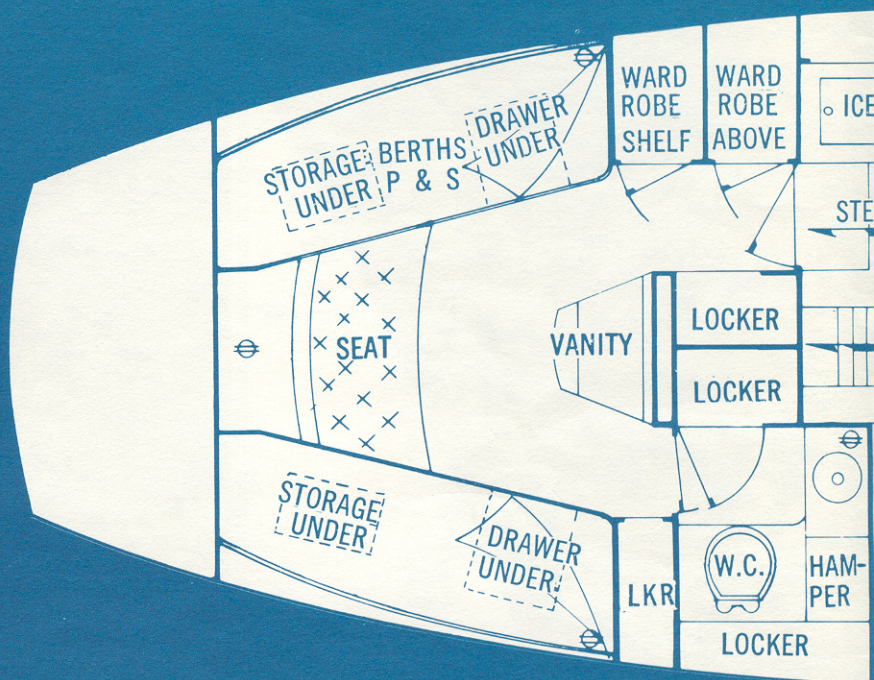
Caribbean 35



Got your heart set on a **real** sailing motor sailer? Wait 'til you set eyes on Chris-Craft's new Caribbean 35! She's something to see! Truly more sail than motor. She provides luxurious extended-cruising comfort for two couples. Two private staterooms; two heads and a shower; a large roomy deckhouse with spacious galley and convertible lounge; large cockpit and aft cabin and a wealth of storage space. All this plus extra Chris-Craft standard equipment such as complete cruising gear, diesel power, pedestal steering . . . and an optional ketch rig. Boasting the husky construction you'd expect and a minimum draft of 4'8", she's truly the Go-Anywhere-Boat.

Chris-Craft

Specifications and Standard Equipment



Stainless stem-head and tack fitting

2 Skene chocks

1 Mooring cleat (9")

2 Stern cleats (7") and chocks

Flag pole, socket and ensign

Sloop rig, aluminum spars, roller reefing boom (geared), inboard operating outhaul, jib halyard, main halyard, downhaul, spinnaker crane, masthead light, bow light, topping lift

Stainless steel standing rigging, headstay, backstay, upper shroud (P&S), lower shroud (single, P&S)

Forged turnbuckles and toggles

Wire jib halyard with rope tail, all wire main halyard

Winch package to include:

1-#16 Barlow jib halyard winch

1-#17H Barlow main halyard reel winch

2-#24 Barlow Genoa sheet winches

2-Barlow plain handles

2-Barlow lock-in handles

Bow pulpit with running lights, stanchions, gate amidships and starboard, life lines, plastic covered, stern pulpit

Genoa gear to include 6 feet of track, two slide cars with blocks, dacron sheets, cleats

Pedestal steerer with controls on pedestal

Full engine instrument panel

Molded dodger base

Molded dorade vents (2 fwd.)

Bilge blower

Electric bilge pump, 12V, manual

4 large deadlights—8 small deadlights

LOA . . . 35'-2"

Beam (Max.) . . . 11'-0"

DWL . . . 28'-6"

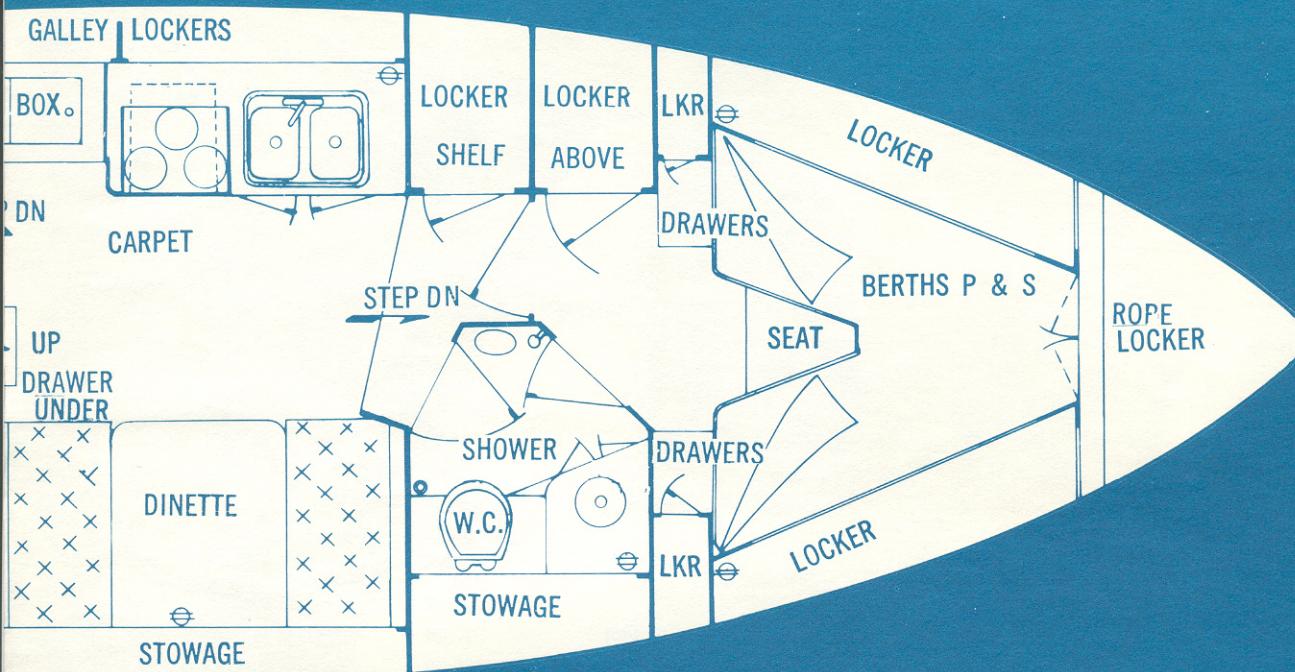
Draft . . . 4'-8"

Displacement . . . 18,000 lbs.

Ballast . . . 5,000 lbs. lead

Sail Area . . . 577 sq. ft.

Power . . . Perkins 4-107 Diesel



Companionway padlock
" berth cushions
Pressure water system with shower in fwd.
head (cold water only) with sump and
pump.
Circuit breaker electrical panel with master
switches and charge divider
12V electrical system
Double stainless steel sink
Burner alcohol stove with oven in Gimbals
with remote tank
S.S. metal and asbestos lined stove recess
heads complete with WC, soap dish,
paper holder, mirrors, towel rack. Aft
head to have hamper and linen locker
Emergency tiller
Insulated top loading fiberglass ice box with
divider and drain

Rods in all hanging lockers
Oilskin locker with drain
Seacocks on all thru hull fittings below
water line
HPL bulkheads
Satin varnish teak trim below
Hatches in main cabin sole (insulated)
Convertible dinette
Dish racks in galley lockers
Lazarette sail locker with large hatch
Escape hatch from aft stateroom
Complete bonding and lightning protection
Carpeting
Grab rails on cabin house, outside and in
3 fire extinguishers
Deck Scuppers
Cockpit to be self-bailing

Stainless steel water tanks properly vented
with cross-over 100 gals.
Built in bilge pump (hand)
Electric fuel gauges
80 gal. fuel capacity

Optional Equipment Price List

	Boat List Price	\$
<input type="checkbox"/> CRADLE , Heavy Duty		\$250.00
<input type="checkbox"/> CUSHIONS , Cockpit		85.00
<input type="checkbox"/> DRAPES , w/Track		190.00
<input type="checkbox"/> GRATING , Teak Cockpit		90.00
<input type="checkbox"/> KETCH RIG , Complete, Mizzen, Bowsprit, All Necessary Gear		1,800.00
<input type="checkbox"/> LIFE LINES , Middle Wire, 1/8SS		100.00
<input type="checkbox"/> LIGHTS , Spreader, 12V		44.00
<input type="checkbox"/> MIZZEN STAYSAIL , Gear (Ketch only)		77.00
<input type="checkbox"/> PORTLIGHT , Opening In Place of Std., Each		48.00
<input type="checkbox"/> PUMP , Bilge, Electric Manual, 12V		90.00
<input type="checkbox"/> RECTIFIER , 12V, 20 AMP w/Automatic Charge Control and Disconnect		300.00
<input type="checkbox"/> ROLLER FURLING JIB GEAR , Complete Sloop		355.00
<input type="checkbox"/> ROLLER FURLING JIB GEAR , Complete Ketch		355.00
<input type="checkbox"/> RUB RAIL , Teak with SS Cap		\$525.00
<input type="checkbox"/> SCREENS , Main Companionway and Forward Hatch		60.00
<input type="checkbox"/> SPINNAKER GEAR , Pole, Chocks, Lift, Guys, Halyards, Sloop		520.00
<input type="checkbox"/> SPINNAKER GEAR , Pole, Chocks, Lift, Guys, Halyard, Ketch		520.00
<input type="checkbox"/> SPINNAKER STAYSAIL , Gear Complete		40.00
<input type="checkbox"/> TOILET , and Chlorinator, Electric (Crown Head)		250.00
<input type="checkbox"/> VENT COWL , Fwd. Deck in Rope Locker		45.00
<input type="checkbox"/> WATER SYSTEM , Hot, Engine Heated w/115V Immersion Unit		370.00
<input type="checkbox"/> WINCHES , Barlow #28 in Place of Std. Sheet Winches (2) w/o Handles		650.00
<input type="checkbox"/> WINCHES , Barlow #28 in Addition to Std., w/o Handles		1,160.00
<input type="checkbox"/> WINCHES , Barlow #16 Auxiliary Sheet (2) w/o Handles		195.00
<input type="checkbox"/> WINCH , Barlow #16 Main Sheet, w/o Handle		75.00
<input type="checkbox"/> WIRING , 115V System, Shore Cable w/Adapter		250.00

Total Cost \$

ORDER FORM

Caribbean 35

Chris-Craft Corporation
Pompano Beach, Florida 33061

Dealer Requested Delivery Date _____

Charge to: _____

Customer Name _____ Dealer Stock ☐

Trade _____

Dealer Signature _____

PLEASE INSTALL THE FOLLOWING CHRIS-CRAFT APPROVED OPTIONAL EQUIPMENT IN ADDITION TO THE STANDARD EQUIPMENT SHOWN ON REVERSE SIDE

PRICE LIST

☐ 42 HP Perkins\$29,900.00

OPTIONAL EQUIPMENT

Boat List Price \$

- | | |
|---|----------|
| <input type="checkbox"/> CRADLE, Heavy Duty | \$250.00 |
| <input type="checkbox"/> CUSHIONS, Cockpit | 85.00 |
| <input type="checkbox"/> DRAPES, w/Track | 190.00 |
| <input type="checkbox"/> GRATING, Teak Cockpit | 90.00 |
| <input type="checkbox"/> KETCH RIG, Complete, Mizzen, Bowsprit, All Necessary Gear | 1,800.00 |
| <input type="checkbox"/> LIFE LINES, Middle Wire, 1/8SS | 100.00 |
| <input type="checkbox"/> LIGHTS, Spreader, 12V | 44.00 |
| <input type="checkbox"/> MIZZEN STAYSAIL, Gear (Ketch only) | 77.00 |
| <input type="checkbox"/> PORTLIGHT, Opening In Place of Std., Each | 48.00 |
| <input type="checkbox"/> PUMP, Bilge, Electric Manual, 12V | 90.00 |
| <input type="checkbox"/> RECTIFIER, 12V, 20 AMP w/Automatic Charge Control and Disconnect | 300.00 |
| <input type="checkbox"/> ROLLER FURLING JIB GEAR, Complete Sloop | 355.00 |
| <input type="checkbox"/> ROLLER FURLING JIB GEAR, Complete Ketch | 355.00 |

Order Date _____ Dealer Order # _____

Ship to: _____

Ship via: Ocean Freight and Commercial Truck

Port of Entry _____

Ship with _____ Terms _____

Total Brought Forward \$

- | | |
|---|----------|
| <input type="checkbox"/> RUB RAIL, Teak with SS Cap | \$525.00 |
| <input type="checkbox"/> SCREENS, Main Companionway and Forward Hatch | 60.00 |
| <input type="checkbox"/> SPINNAKER GEAR, Pole, Chocks, Lift, Guys, Halyards, Sloop | 520.00 |
| <input type="checkbox"/> SPINNAKER GEAR, Pole, Chocks, Lift, Guys, Halyard, Ketch | 520.00 |
| <input type="checkbox"/> SPINNAKER STAYSAIL, Gear Complete | 40.00 |
| <input type="checkbox"/> TOILET, and Chlorinator, Electric (Crown Head) | 250.00 |
| <input type="checkbox"/> VENT COWL, Fwd. Deck in Rope Locker | 45.00 |
| <input type="checkbox"/> WATER SYSTEM, Hot, Engine Heated w/115V Immersion Unit | 370.00 |
| <input type="checkbox"/> WINCHES, Barlow #28 in Place of Std. Sheet Winches (2) w/o Handles | 650.00 |
| <input type="checkbox"/> WINCHES, Barlow #28 in Addition to Std., w/o Handles | 1,160.00 |
| <input type="checkbox"/> WINCHES, Barlow #16 Auxiliary Sheet (2) w/o Handles | 195.00 |
| <input type="checkbox"/> WINCH, Barlow #16 Main Sheet, w/o Handle | 75.00 |
| <input type="checkbox"/> WIRING, 115V System, Shore Cable w/Adapter | 250.00 |

Carry Total Forward \$

Total Cost \$

All prices are F.O.B. Port of Entry. Prices and specifications contained in this literature are based on the latest product information available at the time of publication approval. Optional equipment prices apply only when included on original order and invoiced with same. The right is reserved to make changes at any time without notice in prices, colors, materials, equipment, specifications and models and also to discontinue models. Equipment and accessories pictured but not included in the list of standard equipment items will be furnished at extra cost if available irrespective of the place of manufacture. The right is reserved to ship from any Chris-Craft factory. All orders accepted subject to prices prevailing at time of shipment. Orders are subject to acceptance only at Chris-Craft Corp., Pompano Beach, Florida 33061.

STANDARD EQUIPMENT

Stainless stem-head and tack fitting
 2 Skene chocks
 2 Mooring cleats (10")
 2 Stern cleats (8") and chocks
 Flag pole, socket and ensign
 Sloop rig, aluminum spars, roller reefing boom (geared), inboard operating outhaul, jib halyard, main halyard, downhaul, spinnaker crane, masthead light, bow light, topping lift
 Stainless steel standing rigging, headstay, backstay, upper shroud (P&S), lower shroud (single, P&S)
 Forged turnbuckles and toggles
 Wire jib halyard with rope tail, all wire main halyard

Winch package to include:

1-#16 Barlow jib halyard winch
 1-#17H Barlow main halyard reel winch
 2-#24 Barlow Genoa sheet winches
 2-Barlow plain handles
 2-Barlow lock-in handles

Bow pulpit with running lights, stanchions, gate amidships, port and starboard, life lines, plastic covered, stern pulpit

Genoa gear to include 6 feet of track, two cars, 2 snatch blocks, dacron sheets, cleats

Edson pedestal steerer with Danforth Constellation, 5" compass in binnacle with controls or pedestal

Full engine instrument panel

Molded dodger base

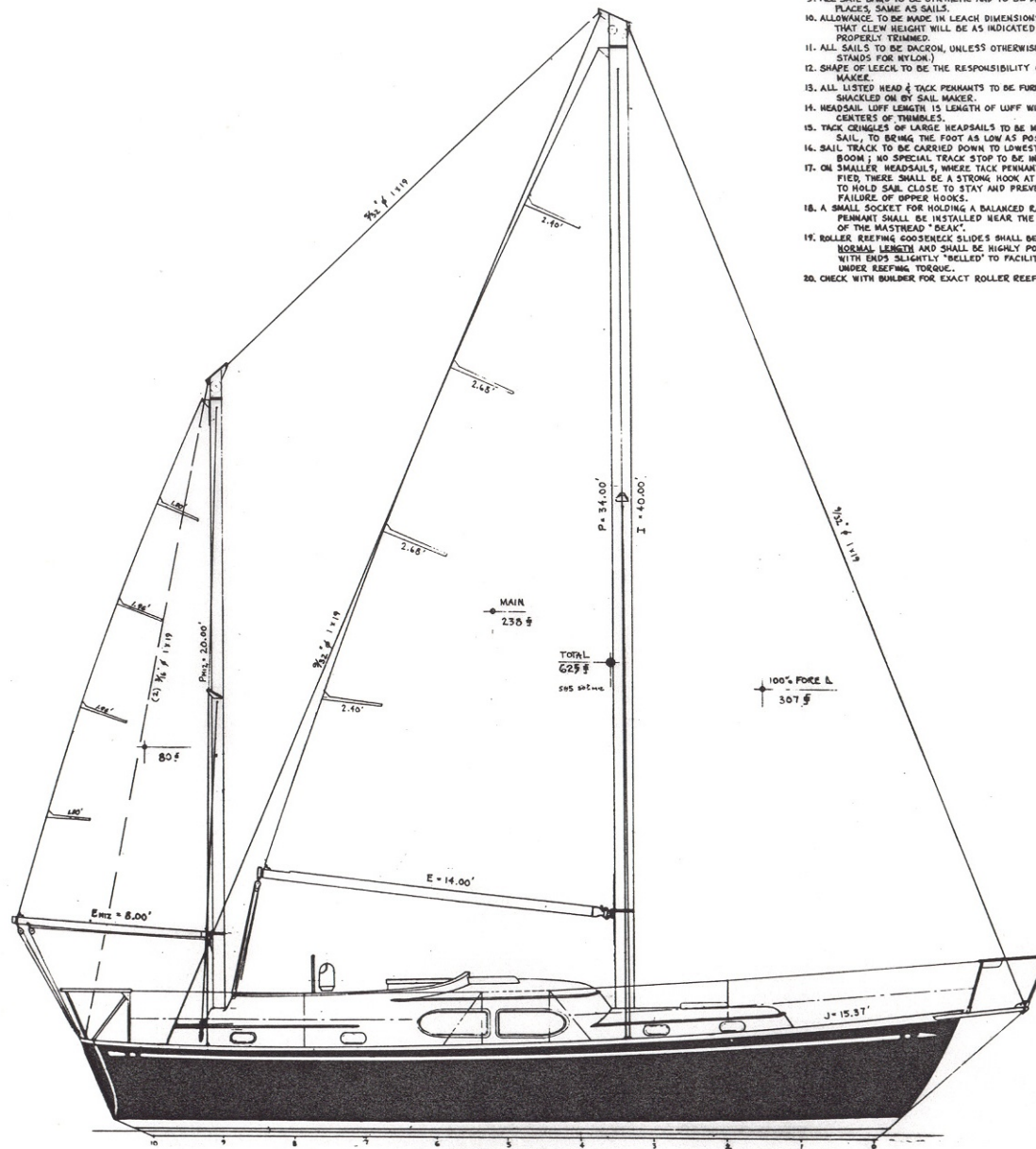
Molded dorade vents (2 fwd-2 aft)
 Bilge blower
 Electric bilge pump, 12V, manual
 4 large deadlights—8 small deadlights
 Companionway padlock
 4" berth cushions
 Pressure water system with shower in fwd. head (cold water only) with sump and pump.
 Circuit breaker electrical panel with master switches and charge divider
 2 bank 12V electrical system
 Double stainless steel sink
 3 burner alcohol stove with oven with Gimbals and tank with remote cut-off

Metal and asbestos lined stove recess
 2 heads complete with WC, soap dish, paper holder, mirrors, towel rack. Aft head to have hamper and linen locker
 Emergency tiller
 Insulated top loading fiberglass ice box with divider and drain
 Rods in all hanging lockers
 Oilskin locker with drain
 Seacocks on all thru hull fittings
 Complete bonding and lightning protection
 HPL bulkheads
 Satin varnish teak trim below
 Hatches in main cabin sole (insulated)
 Convertible dinette
 Dish racks in galley lockers

Lazarette sail locker with large hatch
 Escape hatch from aft stateroom
 Built in control trunk
 Carpeting
 Danforth anchor with rode and chain 1/2" nylon x 100', 13# anchor
 Dock lines (2)
 Grab rails on cabin house, outside and in
 Full safety package to include 6 life jackets, fog horn, 3 fire extinguishers, bell
 Deck scrubbers
 Cockpit to be self-bailing
 Stainless steel water tanks properly vented with cross-over.
 Built in bilge pump (hand)
 Electric fuel gauges

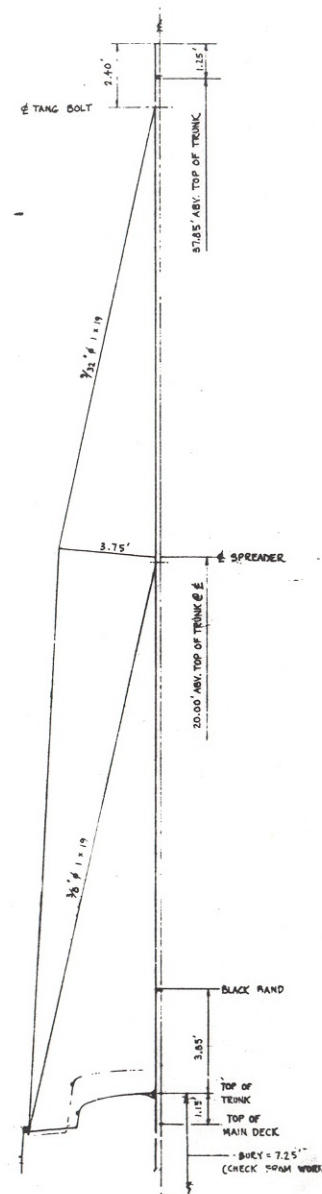
Total Cost \$

Carry Total Forward \$



"CARIBBEAN"

1. WEIGHT OF MATERIAL IS GIVEN IN OUNCES PER YARD, US STD. WIDTH OF 36".
2. RUN LEACH LINE ON ALL DACKER SAILS.
3. ALL HEADS & HANKS TO BE SIDE PULL TYPE.
4. EXTRA HEAVY SETTINGS ON ALL HANKS AND SLOPS.
5. SETTLERS ON ALL LEACHES TO BE 1/2" DIA. & 1/2" LONG.
6. ALL BATTEN ROCKS TO BE OFFSET TYPE, WITH LIGHT TIES.
7. DATTENS TO BE ASH, TARGED AND VARNISHED, EXCEPT FOR 1/2" DIA. SETTLERS.
8. ALL SAILS TO BE MARKED AT HEAD WITH SAIL NAME, BOAT NAME, AND YEAR.
9. ALL SAILS TO BE TO BE SYNTHETIC AND TO BE MARKED IN THREE PLACES, SAME AS SAILS.
10. ALL SAILS TO BE OF LEACH DIMENSIONS OF GEAKOS SO THAT CLEW HEIGHT WILL BE AS INDICATED WHEN SAIL IS PROPERLY TENSIONED.
11. SAILS TO BE OF DUAL, UNLESS OTHERWISE NOTED, ("M" STANDS FOR NYLON).
12. SHAPE OF LEACH TO BE THE RESPONSIBILITY OF THE SAIL MAKER.
13. ALL LISTED HEAD & TACK PERMANENTS TO BE FURNISHED AND SHACKLED ON BY SAIL MAKER.
14. HEADS & LEACHES TO BE 1/2" DIA. OF UUFF WIRE, BETWEEN CARRIES OF TRIMMLES.
15. TACK PERMANENTS OF SLORES & DACKERS TO BE MADE WITH THE SAIL, TO BE BRING THE FOOT AS LOW AS POSSIBLE.
16. SAIL TRACK TO BE CARRIED DOWN TO LATEST POSITION OF THE LEACH SPECIFIED, WITH LEACH BEING PULLED IN AFTER THE END OF THE MASTHEAD "SLOP".
17. ON SMALLER HEADS, WHERE TACK PERMANENTS ARE SPECIFIED, THERE SHALL BE A STRONG HOOK AT TACK OF SAIL, WITH A PIN, CLOSE TO THE TACK, AND PREVENT PROGRESSIVE FAILURE OF UPPER HOOKS.
18. A SMALL SPOCK FOR HOLDING A BALANCED RACING WIND PULLER SHALL BE SPECIFIED NEAR THE AFTER END OF THE MASTHEAD "SLOP".
19. SMALLER KEEPING GOODENESS "SLOP" SHALL BE DOUBLE ROLLER, WITH ROLLER END SPECIFIED NEAR THE AFTER END, WITH ENDS SUFFICIENTLY "BELLIED" TO FACILITATE OPERATION OF THE KEEPING TACK.
20. CHECK WITH SUPPLIER FOR EXACT ROLLER KEEPING TACK OFFSET.



SPARKMAN & STEPHENS, INC.
79 MADISON AVE. N.Y. N.Y.
Ave 1970 UNCLAS 1057-CP-8

ALT. 'O'

1. ALL BATTEN POCKETS TO BE OFFSET 1/2" FROM LEACH.

2. BATTENS TO BE ASH, TAPERED AND W/ 1/4" ROUNDOFF AT HEAD & TAIL.

3. ALL BATTEN POCKETS TO BE OFFSET 1/2" FROM LEACH.

4. ALL BATTEN POCKETS TO BE OFFSET 1/2" FROM LEACH.

5. ALL BATTEN POCKETS TO BE OFFSET 1/2" FROM LEACH.

6. ALL BATTEN POCKETS TO BE OFFSET 1/2" FROM LEACH.

7. BATTENS TO BE ASH, TAPERED AND W/ 1/4" ROUNDOFF AT HEAD & TAIL.

8. ALL SAILS TO BE MARKED AT HEAD W/ NAME AND YEAR.

9. ALL SAIL BAGS TO BE SYNTHETIC AND PLACED, SAME AS SAILS.

10. ALLOWANCE TO BE MADE IN LEACH DIM THAT CLEW HEIGHT WILL BE AS W/ PROPERLY TRIMMED.

11. ALL SAILS TO BE DACRON, UNLESS OTHERWISE STATED FOR NYLON.

12. SHAPE OF LEECH TO BE THE RESPONSIBILITY OF THE BOATBUILDER.

13. ALL LISTED HEAD & TACK PENNANTS TO BE SHACKLED ON BY SAIL WAGER.

14. HEADSAIL LOFF LENGTH IS LENGTH OF CENTER OF THIMBLES.

15. TACK CINGLES OF LARGE HEADSAIL SAIL, TO BE W/ THE FOOT AS LO.

16. SAIL TRACK TO BE CARRIED DOWN T BOOM; NO SPECIAL TRACK STOP REQUIRED.

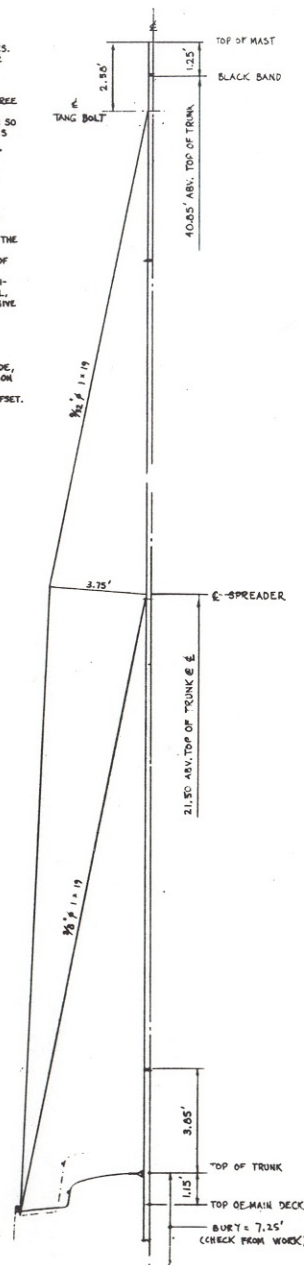
17. ON SMALLER HEADSAILS, WHERE TACK CINGLES ARE NOT USED, THERE SHALL BE A STRONG TACK STOP TO HOLD SAIL CLOSE TO STAY AND PREVENT FAILURE OF UPPER HOOKS.

18. A SMALL SOCKET FOR HOLDING A BALL PENNANT SHALL BE INSTALLED IN THE MASTHEAD "DEAK".

19. ROLLER REEFING GOOSENECK SLIDES SHALL BE INSTALLED IN THE BOOMSLIP AND SHALL BE W/ ENDS SLIGHTLY "BELLED" TO PREVENT UNDER REEFING TORQUE.

20. CHECK WITH BOATBUILDER FOR EXACT RIGGING DIMENSIONS.

1. WEIGHT OF MATERIAL IS GIVEN IN DUNCANS PER YARD, US STD. 1/2 MOUTH OF 26 1/2".
2. DUNCAN LEACH LINE ON ALL DUNCAN SAILS.
3. ALL HEADSAIL MARKS TO BE SIDE PULL TYPE.
4. EXTERIOR HANK SETTINGS ON ALL MARKS AND SLOPES.
5. SETTING ALL LEACH LINES TO BE 1/2" FROM FOREEDGE.
6. ALL BATTEN POCKETS TO BE OFFSET TYPE, WITH LIGHT TIES.
7. DATTENS TO BE ASH, TAPERED AND VARNISHED, EXCEPT FOR 1/2" OF LEACH END WHICH MUST BE FIBERGLASS.
8. ALL SAILS TO BE MARKED AT HEAD WITH SAIL NAME, BOAT NAME, AND YEAR.
9. ALL SAILS TO BE SYNTHETIC AND TO BE MARKED IN THREE PLACES, SAME AS SAILS.
10. ALL SAILS TO BE LEACH INDICATIONS OF GEMAS SO THAT CLEW HEIGHT WILL BE AS INDICATED WHEN SAIL IS PROPERLY TRIMMED.
11. ALL SAILS TO BE MARKED, UNLESS OTHERWISE NOTED, ("N" STANDS FOR INLOW).
12. SHAPE OF LEACH TO BE THE RESPONSIBILITY OF THE SAIL.
13. ALL LISTED HEAD & TACK PERMANENTS TO BE FURNISHED AND SADDLED ON BY SAIL MAKER.
14. ALL SAILS LEACH LINES TO BE 1/2" OF LUFF WERE BETWEEN CENTERS OF THIMBLES.
15. ALL SETTING OF SAILHEADS TO BE MADE WITHIN OF THE SAIL, TO BRING THE FOOT AS LOW AS POSSIBLE.
16. SAIL TRACK TO BE CARRIED DOWN TO UNIFORM POSITION OF THE SAIL SPREADER AND SAIL HEADS.
17. ON SMALLER READSALLS, WHERE TACK PERMANENTS ARE SPECIFIED, THERE SHALL BE A STRONG HOOK AT TACK OF SAIL.
18. SAIL CLEW CATCH MUST PREVENT PROGRESSIVE FAILURE OF UPPER HOOKS.
19. A SMALL SCOT FOR HOLDING A BALANCED RACING WINDWARD SAIL SHALL HAVE A SHARP HOOK AT THE AFTER END OF THE MASTHEAD "DECK".
20. ROLLER KEEFING GOODENESS SHALL BE MADE POORLY WITH SLEIGHTLY SHARP HOOKS POSSIBLY INSIDE, WITH ENDS SLIGHTLY "BELLED" TO FACILITATE OPERATION WITHOUT KEEFING TROUBLE.
21. CHECK WITH ROLLER KEEFING ROLLER KEEFING TACK OFFERS



"CARIBBEAN"

LQA 25'-2" BM (near) 28'-6"
DWL 28'-6" DRAFT 4'-8"

DESIGN NO. 1657-C1
SLOOP SAIL PLAN
- 9 -
35-FT. MOTOR SAILER

SCALE: 1/2"=1'-0"
SPARKMAN & STEPHENS, INC.
79 MADISON AVE, N.Y., N.Y.
AWA/RTT:jp Dec. 16/57-C1-5
ALT.

"CARIBBEAN"